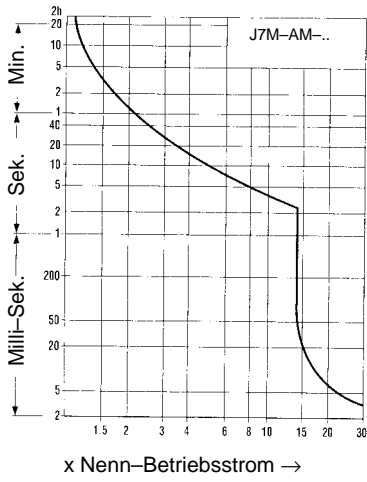
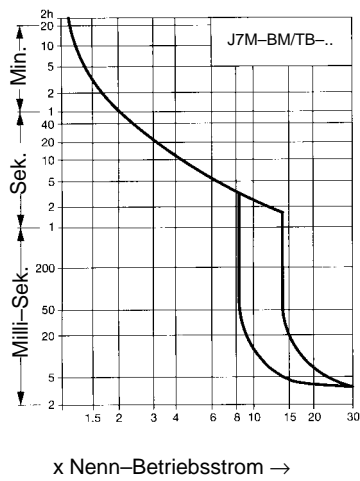


Kennlinien

Motorschuttschalter J7M-AM Auslösekennlinien



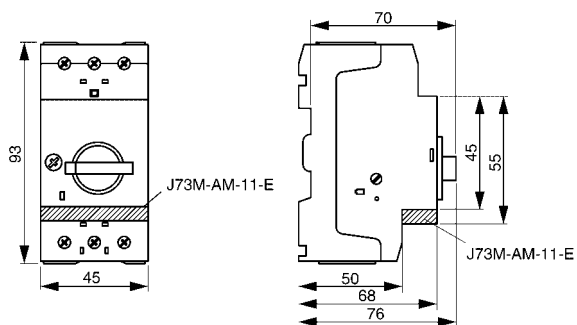
Motorschuttschalter J7M-BM Auslösekennlinien



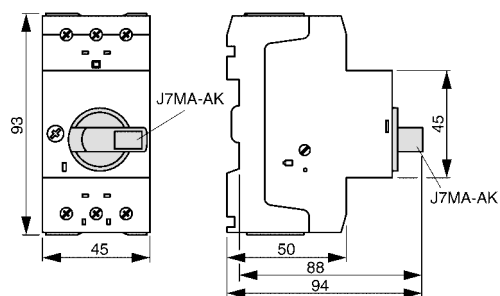
Abmessungen

J7M-AM

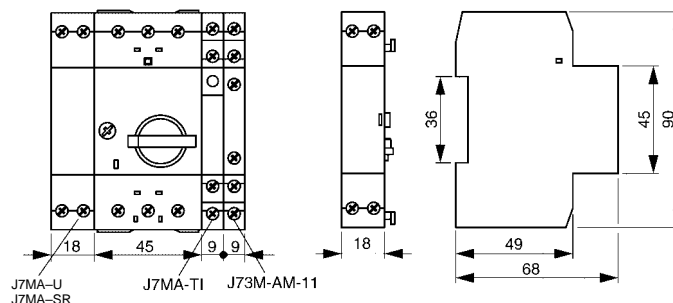
Motorschutzschalter
J7M-AM-... + J73M-AM-11-E



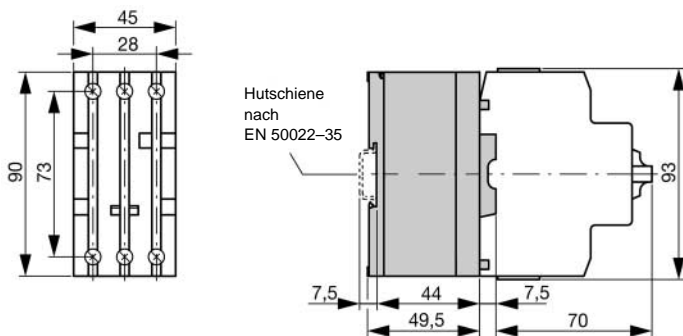
Motorschutzschalter mit
abschließbarem Drehknebel
J7M-AM-... + J7MA-AK



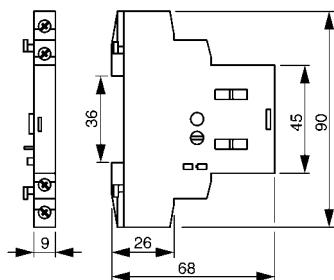
Unterspannungsauslöser
J7MA-U
J7MA-SR



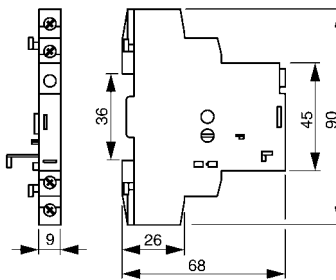
Strombegrenzer
J7MA-CL



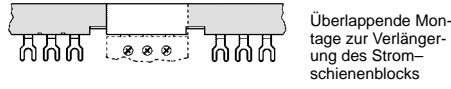
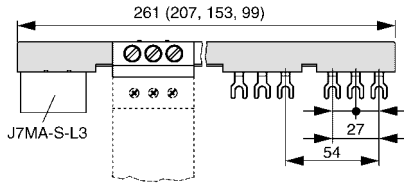
Normalhilfsschalter
J73M-AM-11



Ausgelöstmelder
J7MA-TI-..

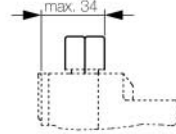
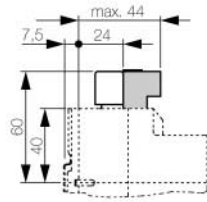


**Drehstromschienenblock
J7MA-L3-(1/5, 1/4, 1/3, 1/2)**

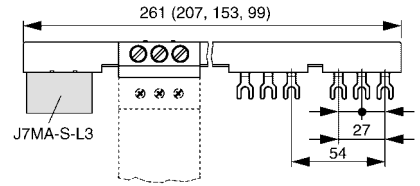


Überlappende Montage zur Verlängerung des Stromschienenblocks

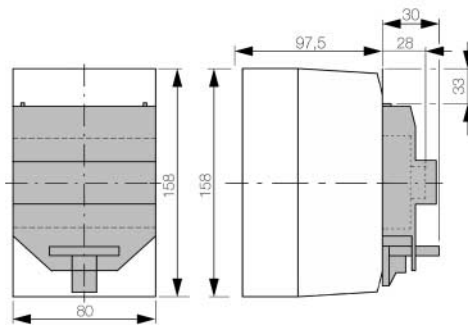
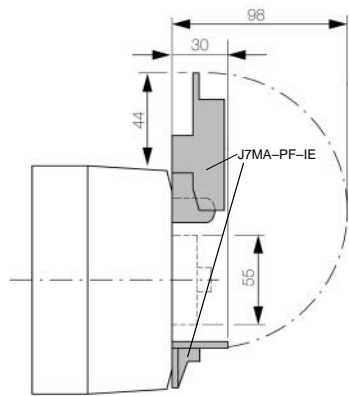
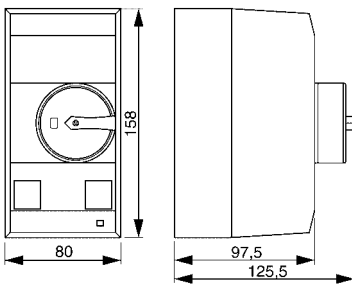
**Anschlußklemme
J7MA-TC25/3**



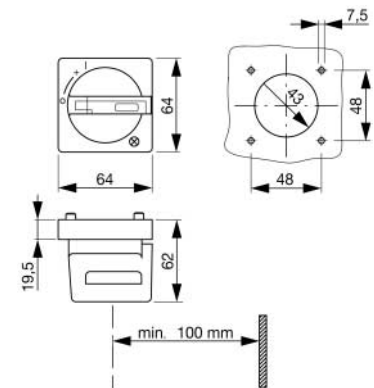
**Leerananschlußabdeckung
J7MA-S-L3**



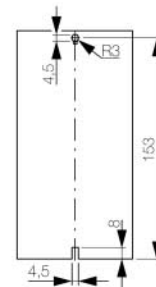
**Isolierstoffgehäuse für den Aufbau J7MA-IE-G(R)
Abschließvorrichtung J7MA-PF-IE**



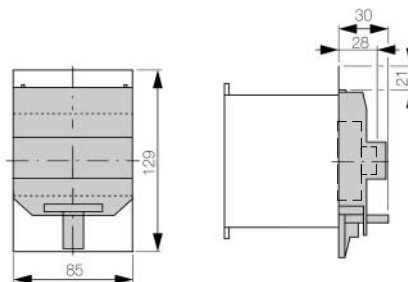
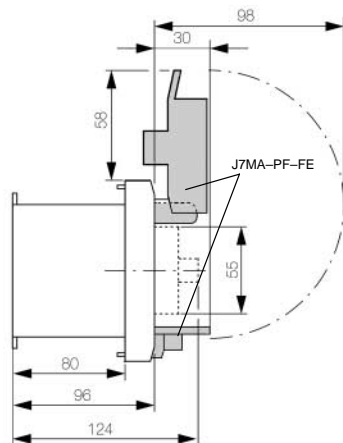
**Türkuppelungsgriff
J7MA-RH**



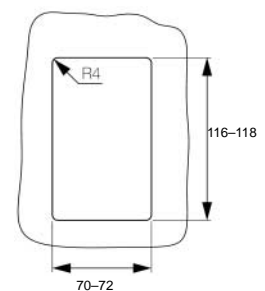
Bohrmaße



**Isolierstoffgehäuse für den Einbau J7MA-FE-GR
Abschließvorrichtung J7MA-PF-FE**

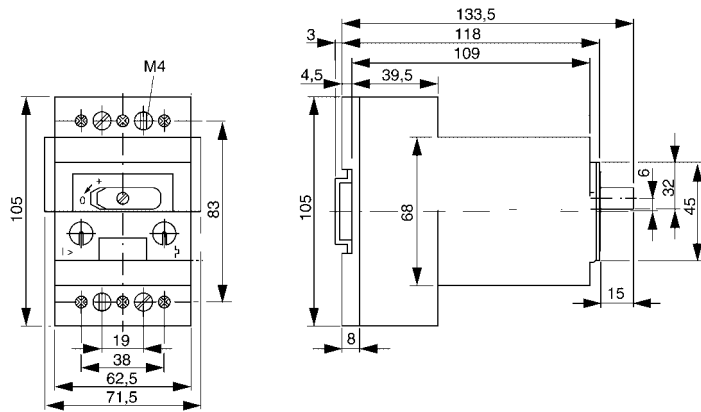


Einbauöffnung

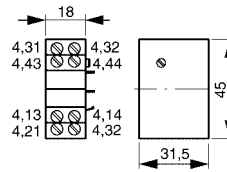


Einbautiefe 2-6 mm

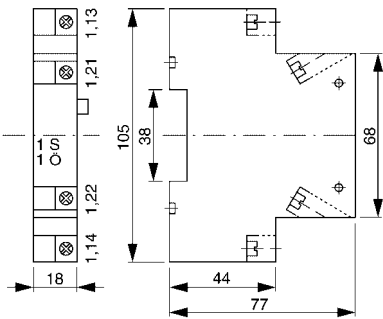
J7M-BM
Motorschutzschalter
J7M-BM/TB



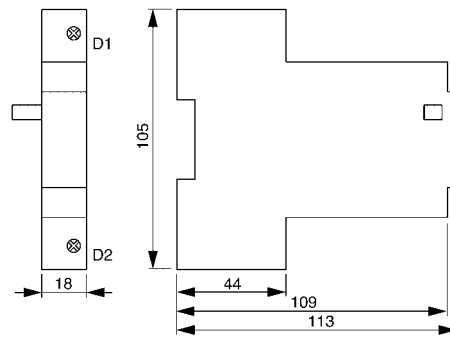
Ausgelötmelder
J7MB-TI-11



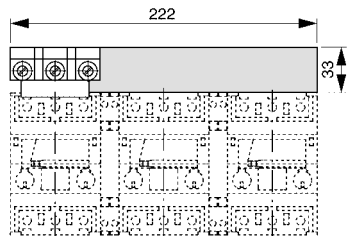
Normalhilfsschalter
J73M-BM-11



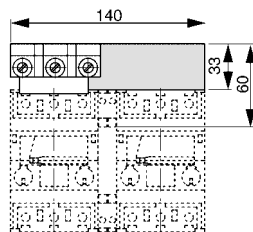
Unterspannungsauslöser
J7MB-U



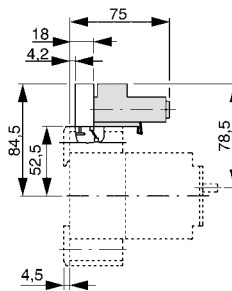
Drehstromschienenblock
J7MB-L3-1/3



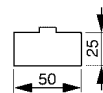
J7MB-L3-1/2



Anschlußklemme
J7MB-TC50/3



**Leeranschluß-
abdeckung**
J7MB-S-L3



RFD electronic gmbh * An der Kanzel 2 * 97253 Gaukönigshofen * Tel. 09337/971230 * Fax 09337/9712450

ALLE ABMESSUNGEN IN MILLIMETER.
 Zur Umwandlung von Millimeter in inches oder Gramm in ounces, sehen Sie Seite 107.