


# Sub-Miniature Automotive PCB Relay

# G8SN

## Sub-Miniature Automotive PCB Relay

- General purpose automotive PCB relay.
- Compact size.
- Fully sealed construction.
- Fully automated process.



## Available Types

Type	Contact form	Recommended loads
G8SN-1C7-CUK 12DC (320Ω)	SPDT	Motor, Resistive
G8SN-1C4-CU 12DC (210Ω)	SPDT	Lamp, Capacitive

## Contact Data

Continuous carry current (max.)	10A
Inrush current (L/R=7ms; 15ms max.)	30A
Contact value drop (Initial value)	100mΩ

## Ratings/Specifications

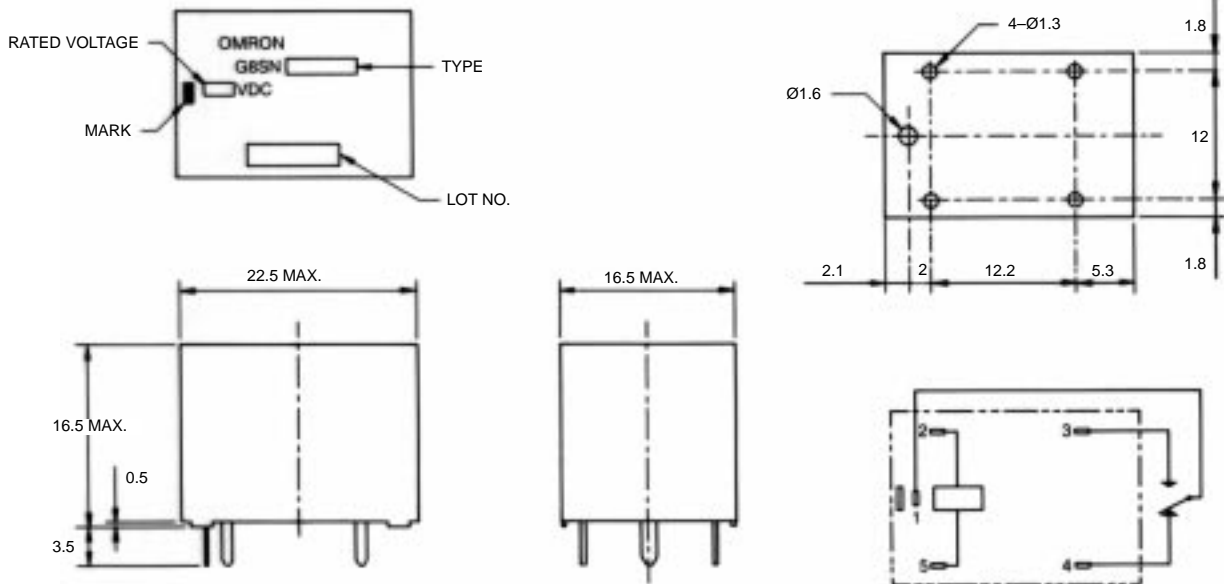
Rated voltage	12 VDC		
Operating voltage (max.)	16 VDC		
Coil resistance	320Ω	210Ω	
Pull in voltage (cold start)	at +20°C (max.)	7.3 VDC	6.5 VDC
	at +80°C (max.)	9.0 VDC	8.0 VDC
Drop-out voltage at +20°C (min.)	1.0 VDC	0.9 VDC	
Max. Continuous carry current flow time (16 VDC at 80°C max.)	Unlimited		15min.
Operate time (max.)	10 ms		
Release time (max.)	5 ms		
Operating ambient temperature	-40°C to +85°C		
Mechanical life (min.)	10,000,000 cycles (at frequency of 18,000 operations/hour)		
Electrical life (resistive load) (min.)	100,000 cycles (14V; Continuous carry current)		
Weight	13g		

## Application Examples

- Electric wing mirror
- Car audio
- Power radio aerial
- Air-conditioning
- Courtesy lamp
- Power window
- Electric sunroof
- Intermittent windshield wiper
- Passive restraint seatbelt
- Power door lock
- Power seat

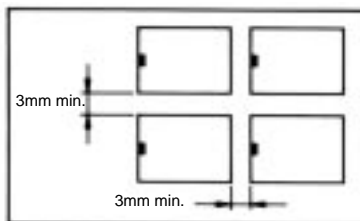
## Dimensions

(All dimensions in mm)



- Omron PCB relays may be mounted in any convenient location that is dry and not exposed to excessive dust,  $\text{SO}_2$ ,  $\text{H}_2\text{S}$  or organic gases.
- All Omron PCB relays may be oriented in any desired direction. Whenever possible, however, care should be taken that they are not subjected to vibration along the direction of contact movement.

- If several relays are to be mounted on a single printed circuit board, they should be given at least 3mm clearance on all sides as shown in the diagram below.



**Note:** Proper spacing is necessary to dissipate heat build-up from individual relays. Other than this, there are normally no restrictions depending on application. Please contact Omron for details.