

MICRO PRESSURE SENSOR

D8M-D8

- Digital output
- High Noise Immunity
- Pressure range 0 to 4.9kPa
- Current consumption 100mA +/- 5% (at output,3VDC)
- Temperature compensated over full range -10°C to 60°C
- Protection structure IP 40



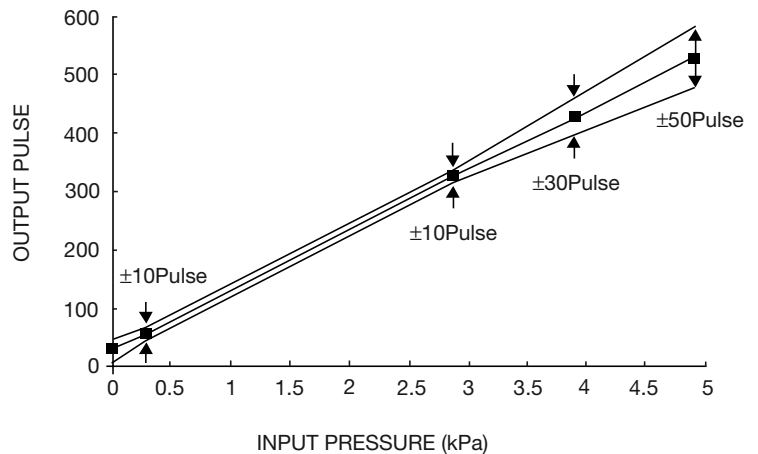
Sensor contains a power regulator.
 The amplitude of the square wave output will be the same as input voltage.
 Maximum input is 7VDC.

Recommended Operating Conditions

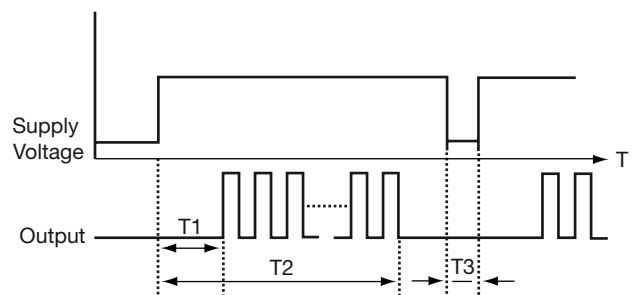
Parameter	Item	Condition	Min.	Max.	Unit
V _{CC}	Supply voltage	-	2.2	3.4	V
V _{OH}	High output voltage	V _{CC} =3V, I _{OH} =-250μA	V _{CC} - 0.3	-	V
V _{OL}	Low output voltage	V _{CC} =3V, I _{OL} =250μA	-	V _{SS} +0.3	V

Timing Characteristics

Output resolution	0.01 kPa/1 pulse
Output frequency	60 ~ 120kHz
Output pulse	30 to 530 pulses (at the central value)



T1: Pressure measurement time	1.5ms min
T2: Response time	30ms max
T3: Electrical discharge time	45ms max

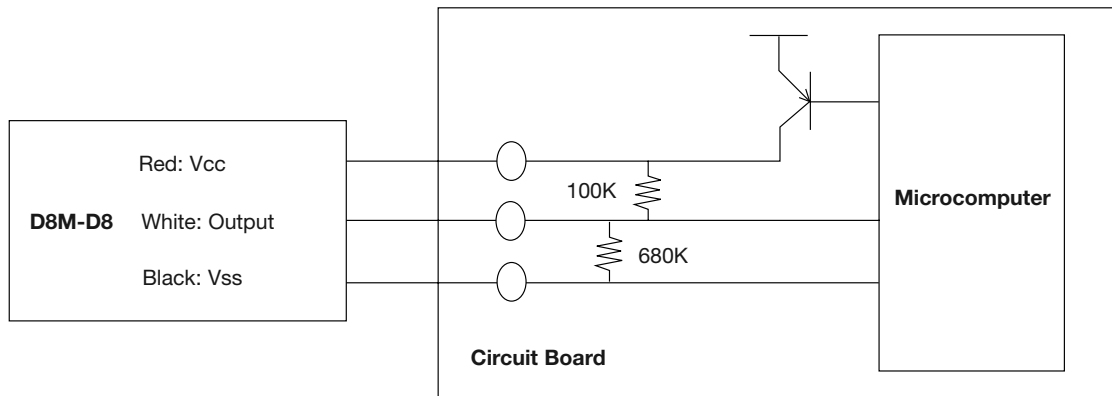


Response Time (Timing Chart)

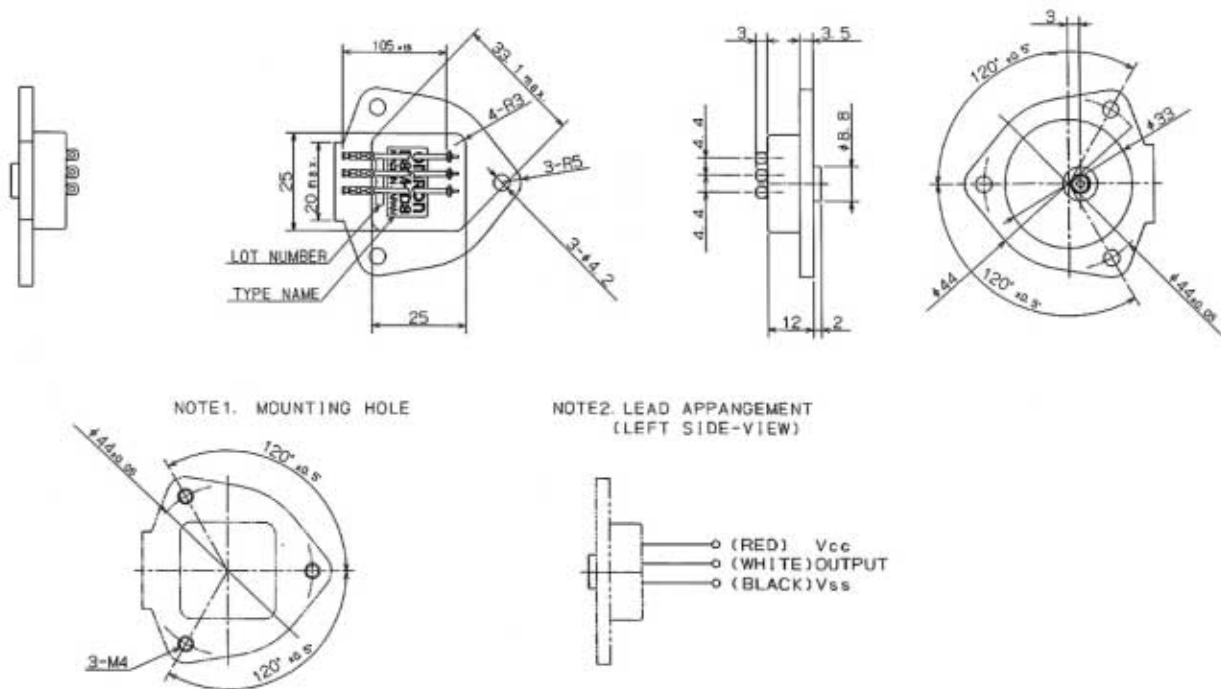
Characteristics

Non Linearity Characteristics	+/- 2% FS max
Repeatability & Hysteresis	+/- 0.5%
Operating Temperature	-10 to 60°C
Storage Temperature	-20 to 70°C
Operating Humidity	25 to 95%
Insulation Resistance	100mΩ min (250VDC between load terminals and base)
Dielectric Withstand	250VAC 50/60Hz for 1 min
Construction Material	Case: PBT(poly-butylene-teleftaret) Base: Zinc die cast
Withstand Pressure	19.6kPa (5 minutes)

Recommended Interface Circuit



Dimensions



Cat. No. D8M-D8 In the interest of product improvement, specifications are subject to change without notice.